



A how-to guide

# GETTING STARTED


- ... Step 1: Go to [www.lifestylevacationclub.co.za](http://www.lifestylevacationclub.co.za)
- ... Step 2: Click Log In on the top right corner of the website
- ... Step 3: Use your current login details to login

**WOULD YOU LIKE TO**

**BROWSE  
THROUGH THE  
RESORT  
PORTFOLIO?**

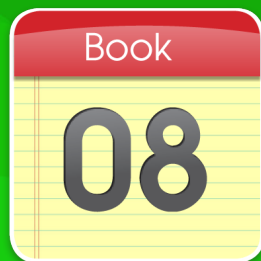


# RESORT PORTFOLIO

- ... Step 1:  Select Resorts
- ... Step 2: Choose your preferred Province from the List or Map
- ... Step 3: Click on your preferred Resort
- ... Step 4: For additional information about the resort, use the Menu on the left

**WOULD YOU LIKE TO**

**MAKE A  
BOOKING?**



# POINT BOOKING

... Step 1:  Select Bookings



... Step 2:  Select Make a Booking



... Step 3: Choose between:



... Search availability by entering preferred Country, Region, Check-In and Check-Out dates

... Click Search

..... For resort details, click on the Resort name (e.g. Little Eden)

... To view the booking information, click Details

... Click Book



To complete the booking click Confirm

... This will complete the booking and take you to the view bookings page

To view your bookings

... The bookings will show up in your bookings list (View Bookings)

... From here you can print, or email your confirmation letter to yourself

# RENTAL BOOKING


...Step 1:  Select Bookings



...Step 2:  Select Make a Booking



...Step 3: Select [TradeUnipoint.com](https://www.tradeunipoint.com)



Search availability by entering preferred Country, Region, Check-In and Check-Out dates

Click Search

... For Resort details, click on the Resort name (e.g. Little Eden)

... Use the menu on the left to read more about the Resort

... To go back to your search results, click Back to Availability



- ... To view the booking information, click Details
- ... To view the booking information, click Detail
- Click Book
- To complete the booking click Proceed to Payment
- ... This places you on hold and takes you to the Payment Gateway
- To View your bookings
- ... The bookings will show up in your booking list (View Bookings)
- ... You can either print, or email your confirmation letter you yourself
- ... If your booking is still on hold, you can also retry your payment here
- ... You will be taken to the Payment Gateway

# BOOKING HISTORY

Step 1:



Select Bookings

Step 2:



Select View Bookings

Step 3: Select either Club, RCI or  
TradeUnipoint.com

Here you can view your Booking  
History

**WOULD YOU LIKE TO**

**VIEW YOUR  
ACCOUNT?**



# VIEW MY ACCOUNT

Step 1:



Select Account

Step 2: Choose between:



**Statement, Management Fee or Insurance**

To make a payment, click Make Payment

Enter the payment amount

Click Pay Now

You will be taken to the Payment Gateway where you will be required to enter payment details


Click Pay

You can either print, view, or email your statements to yourself

# VIEW ACCOUNT BALANCE

... Step 1:  Select Account

... Step 2: Choose between:



... **Statement, Management Fee or Insurance**

Once selected, you may view your respective balance for each portion of your account and you have the option to download your statement as a PDF document. Your LVC units and Deposit history will now display.

# VIEW DOCUMENTS

... Step 1: Select Docs

... Step 2: Select one of the categories on the left to view the relevant documentation.

**\*PLEASE NOTE:**

In order to effectively manage online bookings, please ensure that your contact information is current.

Our system is constantly under review and in development to ensure ever-improving online services, which means processes and functionality may change from time to time.

[www.lifestylevacationclub.co.za](http://www.lifestylevacationclub.co.za)

